








LEGEND

-  Town
-  Highway
-  Drainage
-  Railway
-  That part of the Mt Newman railway line the subject of the Application



 **Fortescue Metals Group Ltd**

Mt Newman Railway Line